



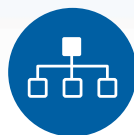
# Industrial Automation Realizing Connection to the IoT



RS232



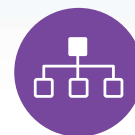
RS485/RS422



Modbus TCP

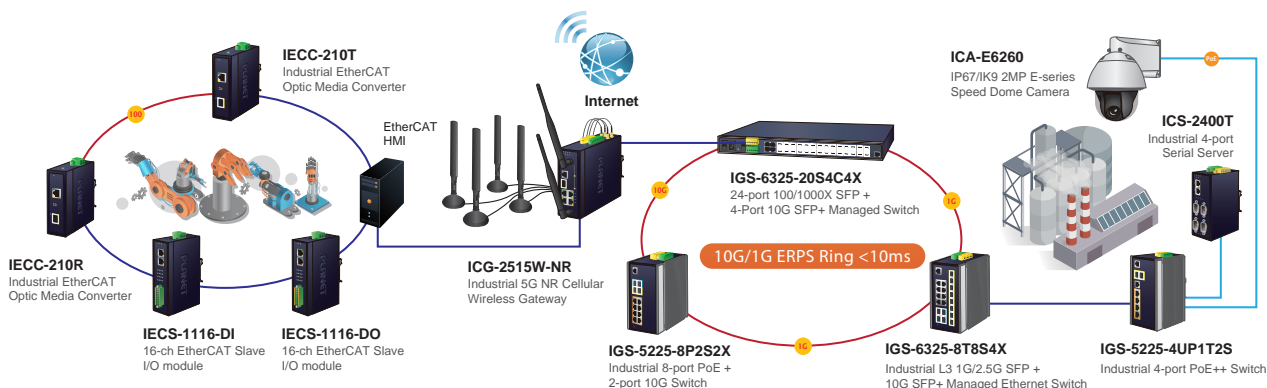


Web Management




Modbus  
RTU/ASCII

## Realizing Connectivity to the IoT



## Remote Management



# Industrial Automation

## Industrial Automation and Data Exchange for Industrial 4.0 Infrastructure

PLANET ICS Serial Device Server Series is specially designed to convert RS232, RS422 or RS485 serial communication to IoT and TCP/IP networking. It makes the connected legacy serial devices become IP-based facilities and is able to connect to the industrial Ethernet network allowing serial and Ethernet communications to connect efficiently and inexpensively. The ICS Series is a time-saving and cost-effective solution with no need of replacing the existing serial equipment and software system.



## Modbus TCP Enables Flexible Network

With the supported Modbus TCP/IP protocol, PLANET Modbus TCP Ethernet Switches can easily integrate with SCADA systems, HMI systems and other data acquisition systems in factory floors. It enables administrators to remotely monitor the industrial Ethernet switch's operating information, port information and communication status, thus achieving enhanced monitoring and maintenance of the entire factory.

## Powering the Digital Transformation with EtherCAT

PLANET IECS Series is industrial EtherCAT slave I/O modules equipped with the EtherCAT protocol for today's distributed industrial applications which provides high-density digital input/output channels and is protected with 3750V DC isolation. Its compact size and DIN-rail mounting make installation in a cabinet easy and pluggable terminal blocks and LED indicator help users to maintain and set up their system.



**EtherCAT** 

# Industrial EtherCAT Slave IO Module

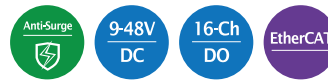
## IECS-1116-DI

- Built-in isolated 16 digital inputs
- 2 x RJ45 bus interface
- LED indicators for the input status
- Removable terminal block connector
- Distance between stations up to 100m (100BASE-TX)
- EtherCAT conformance test tool verified



## IECS-1116-DO

- Built-in isolated 16 digital outputs
- 2 x RJ45 bus interface
- LED indicators for the output status
- Removable terminal block connector
- Distance between stations up to 100m (100BASE-TX)
- EtherCAT conformance test tool verified



## IECC-210-KIT

- 100BASE-FX SFP interface for extended distance
- With power redundancy
- Compact size and DIN-rail or Wall Mounting
- Wide input voltage range (9 ~ 48V DC)
- EtherCAT Distributed Clock (DC) mode
- EtherCAT conformance test tool verified



## IECJ-300/400/410FT

- Multi 100BASE-TX RJ45 bus interfaces
- Three 100BASE-TX RJ45 bus interfaces and one 100BASEFX SFP interface
- Dual 9 ~ 48V DC wide input voltage range
- -40 to 75 degrees C operating temperature
- Compact size, DIN-rail mounting and wall mounting
- EtherCAT Distributed Clock (DC) mode
- EtherCAT conformance test tool verified




# Industrial RS232/RS485/RS422 over Ethernet Media Converters

PLANET Layer 2 Industrial Serial over Ethernet, with model names starting with ICS series, mean the signal converts between RS232/485/422 interface and Ethernet port or fiber-optic port. It also provides the dynamic status report and real-time alarm messages that are easy to monitor and manage the entire industrial networks.


## ICS-2105AT/ICS-2102T/ICS-2102TS

- 1 RS232 with DB9 interface
- 1 RS422 or RS485 with terminal block interface
- Choice of fiber-connector from SC/LC, multi-mode/single mode fiber
- Built-in IP-based Web interface and Telnet interface
- Several serial operating modes



## ICS-2100T

- 1-port 10/100BASE-TX
- 1 RS232 with DB9 interface
- 1 RS422 or RS485 with terminal block interface
- Built-in IP-based Web interface and Telnet interface
- Several operating modes



## ICS-2200T

- 2-port 10/100BASE-TX
- 2 RS232/RS422/RS485 with DB9
- 12~48V DC redundant power
- IP30 metal case



## ICS-2400T

- 2-port 10/100BASE-TX
- 4 RS232/RS422/RS485 with DB9
- 12~48V DC redundant power
- IP30 metal case





## Industrial RS422/RS485 Modbus Gateway

To fulfill the demand of automation and data exchange for industrial 4.0 infrastructures, PLANET IMG serial Modbus Gateway can act as a conversion bridge between the industrial equipment with the Modbus RTU/ASCII Protocol and the administrator workstations that run the Modbus TCP/IP Protocol.


### IMG-2100T

- 1-port 10/100BASE-TX
- 1 RS232 with DB9 interface
- 1 RS422 or RS485 with terminal block interface
- RTU Master/Slave, ASCII Master/Slave
- Built-in IP-based Web interface and telnet interface



### IMG-2105AT/IMG-2102T/IMG-2102TS

- 1 RS232 with DB9 interface
- 1 RS422 or RS485 with terminal block interface
- Choice of fiber-connector from SC/LC, multi-mode/single mode fiber
- RTU Master/Slave, ASCII Master/Slave
- Built-in IP-based Web interface and telnet interface



### IMG-2200T

- 2-port 10/100BASE-TX
- 2 RS232/RS422/RS485 with DB9 interface
- Built-in IP-based Web interface and telnet interface for remote management
- RTU Master/Slave, ASCII Master/Slave
- 12 to 48V DC, redundant power design



### IMG-2400T

- 2-port 10/100BASE-TX
- 4 RS232/RS422/RS485 with DB9 interface
- RTU Master/Slave, ASCII Master/Slave
- Supports 32 TCP Master and Slave connection requests
- DI/DO external alarm



## Serial over Fast Ethernet Media Converters

### ICS-110/ICS-115A/ICS-120

- Serial RS232/422/485 over IP Ethernet Solution
- Asynchronous serial data rate up to 921kbps
- Data modes include VCOM, RFC2217, TCP Server, TCP Client, UDP, Remote Pair Serial Telnet and Modbus converter
- IPv4/IPv6 Web and telnet remote management
- -10~60 degrees C operating temperature

